


How to Make a Multi-Colored Reversible Spellball

by Alona TwoTrees




Materials and Tools needed:

- Sewing Machine
- Thread
- Scissors
- A foam ball, at least 2.5 inches wide, or bunch of leftover nearly useless fabric scraps wrapped loosely with duct tape, also 2.5 inches wide.
- Some scrap paper at least a foot wide to create a pattern with.
- Scraps of fabric at least a foot square in appropriate colors for spellballs for the class you intend to make the balls for.
 - Druid: Green for Acid Bolt, Brown for Entangle, Gray for Petrify.
 - Wizard: White for Iceball, Blue for Magic Bolt, Yellow for Lighting Bolt, Red for Fireball, Black for Sphere of Annihilation.
- (Healer only gets Iceball, and Bard gets Druid magic later on)
- A sturdy rubber band or ouchless hairband (the ones that don't have a little metal clip on them, I use them for my hair, so I have a ton around)


Instructions:

- Draw and cut out a circle in your paper to create a pattern. This should be at least a foot square.
- Use your pattern to cut out one of each color fabric for your class.

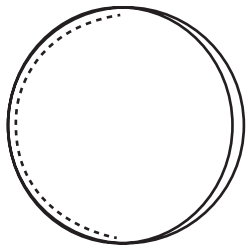
Wizard Spellball



Druid Spellball

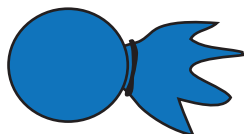


-Now, you should have something like the above, depending on what class you are making them for. Take two colors and sew with your sewing machine half of them together along one edge, like so:



Sewing only on the dotted line. Then continue adding in colors, sewing half of the fabric to the next piece, so there are sort of half circle wings to it. Then, before you get to the last color, flip the spellball inside out, and stuff in the foam ball or loosely duct-taped ball of scraps into the ball. Sew together the final side, creating an odd shaped bag.

Now it's complete. Choose which spellball this will be, push the ball inside to that color, wrap that color fabric around the other fabric colors and squish the rest inside the ball. Tie back with the rubber band.



<< All the other colors are squished under the rubberband.

